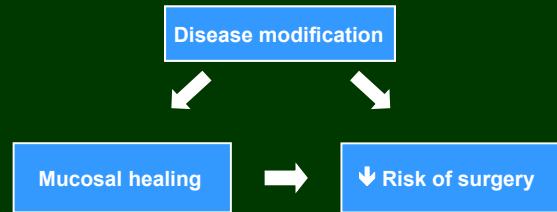


Mucosal Healing in Ulcerative Colitis: Does it Change Outcomes?

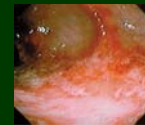
Maria T. Abreu, MD



Altering the Natural Course of IBD



What Is Mucosal Healing?



How would you rate the level of inflammation in this endoscopy:

- A. Normal
- B. Mild colitis
- C. Moderate colitis
- D. Severe colitis
- E. *Clostridium difficile* colitis

Disclaimer

The information presented at this activity is for continuing medical education purposes only and is not meant to substitute for the independent medical judgment of a physician regarding diagnosis and treatment of a specific patient's medical condition.

Unapproved Product Use

This educational activity may contain discussion of published and/or investigational uses of agents that are not indicated by the US Food and Drug Administration. Curatio CME Institute, Procter & Gamble Pharmaceuticals, and the University of Chicago Pritzker School of Medicine do not recommend the use of any agent outside the labeled indications.

The opinions expressed in this educational activity are those of the faculty and do not necessarily represent the views of Curatio CME Institute, Procter & Gamble Pharmaceuticals, or the University of Chicago Pritzker School of Medicine. Please refer to the official prescribing information for each product for discussion of approved indications, contraindications, and warnings.

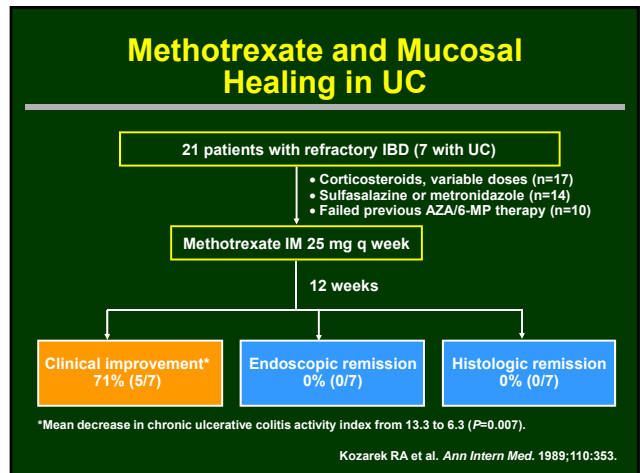
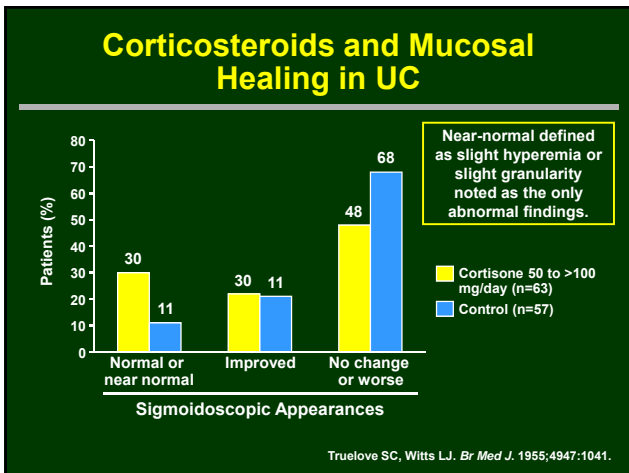
Ulcerative Colitis: Mucosal Healing in Clinical Trials

Difference in UC Clinical Trials: Definitions and Assessment

Study	Agent	Definition of Mucosal Healing	Assessment
Truelove and Witts ¹	Cortisone	Near-normal defined as slight hyperemia or slight granularity noted as the only abnormal findings	Baseline and week 6
Kozarek ²	Methotrexate	Not defined	Baseline and week 12
ASCEND I and II ³	Delayed-release mesalamine	Endoscopy subscore of 0 or 1	3 and 6 weeks
Lichtenstein ⁴ et al ⁵	Delayed release mesalamine	Modified score of ≤ 1 (with no mucosal friability)	8 weeks
ACT 1 and 2 ⁵	Infliximab	Absolute subscore for endoscopy of 0 or 1	8 weeks

* Asacol[®]
¹ Lialda[™]

1. Truelove SC, Witts LJ. *Br Med J.* 1955;4947-1041.
 2. Kozarek RA et al. *Ann Intern Med.* 1989;110:353.
 3. Lichtenstein GR et al. Presented at DDW 2006; May 23, 2006; Los Angeles, Calif. Abstract T1127.
 4. Lichtenstein GR et al. *Clin Gastroenterol Hepatol.* 2007;5:395.
 5. Rutgeerts P et al. *N Engl J Med.* 2005;353:2462.



Disclaimer

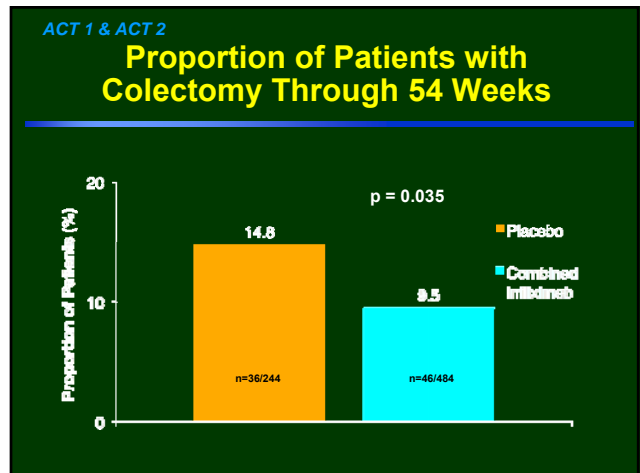
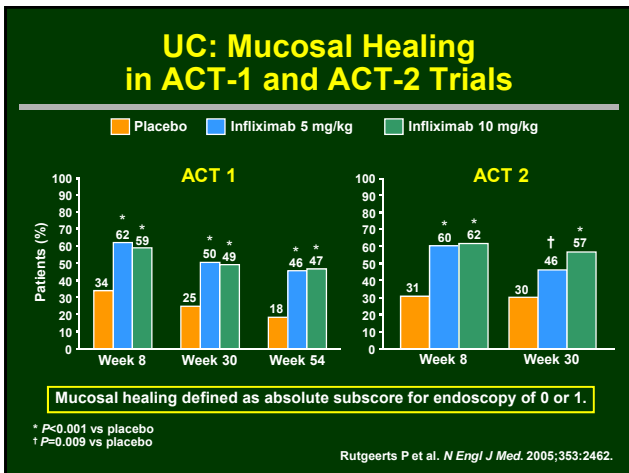
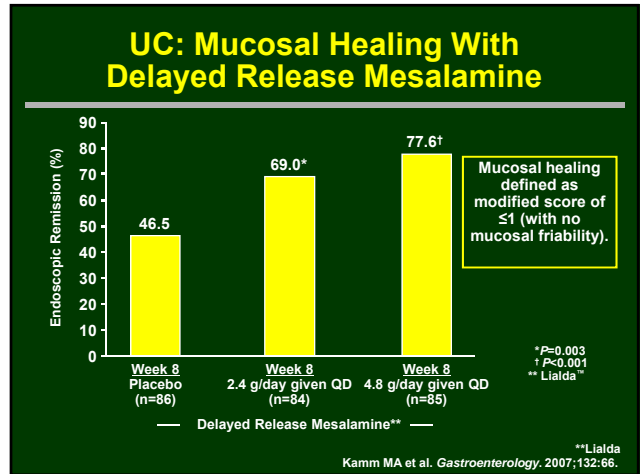
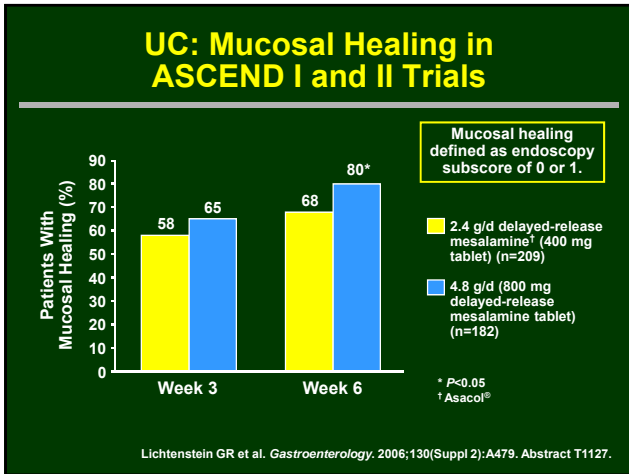
The information presented at this activity is for continuing medical education purposes only and is not meant to substitute for the independent medical judgment of a physician regarding diagnosis and treatment of a specific patient's medical condition.

Unapproved Product Use

This educational activity may contain discussion of published and/or investigational uses of agents that are not indicated by the US Food and Drug Administration. Curatio CME Institute, Procter & Gamble Pharmaceuticals, and the University of Chicago Pritzker School of Medicine do not recommend the use of any agent outside the labeled indications.

The opinions expressed in this educational activity are those of the faculty and do not necessarily represent the views of Curatio CME Institute, Procter & Gamble Pharmaceuticals, or the University of Chicago Pritzker School of Medicine. Please refer to the official prescribing information for each product for discussion of approved indications, contraindications, and warnings.

The Clinical Relevance of Mucosal Healing in IBD
Maria T. Abreu, MD



Disclaimer

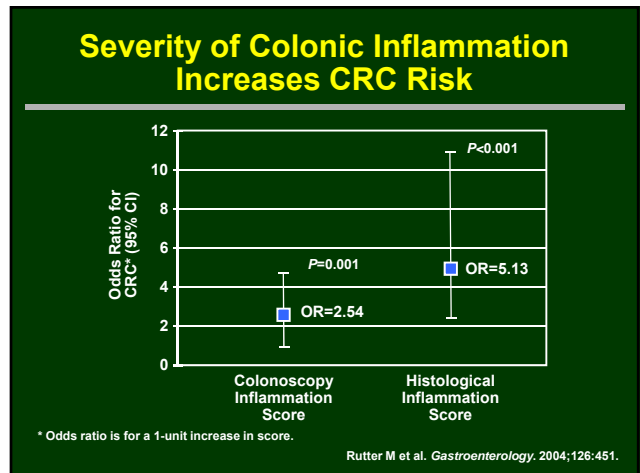
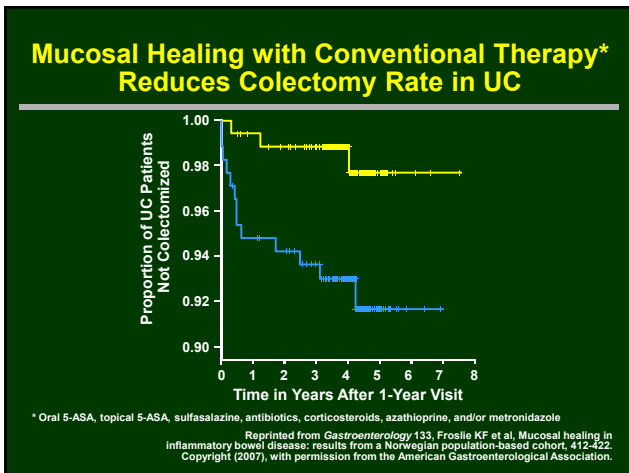
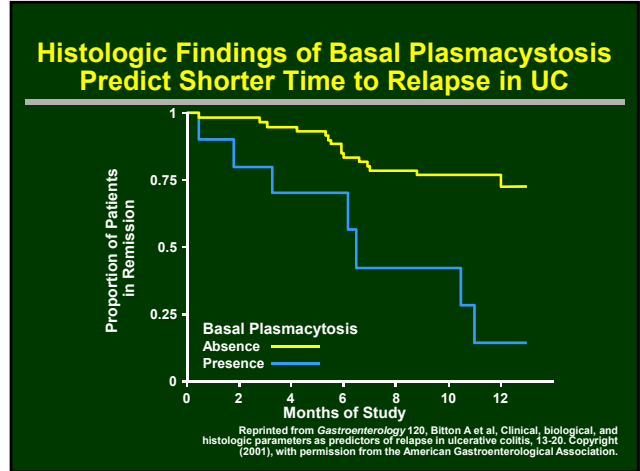
The information presented at this activity is for continuing medical education purposes only and is not meant to substitute for the independent medical judgment of a physician regarding diagnosis and treatment of a specific patient's medical condition.

Unapproved Product Use

This educational activity may contain discussion of published and/or investigational uses of agents that are not indicated by the US Food and Drug Administration. Curatio CME Institute, Procter & Gamble Pharmaceuticals, and the University of Chicago Pritzker School of Medicine do not recommend the use of any agent outside the labeled indications.

The opinions expressed in this educational activity are those of the faculty and do not necessarily represent the views of Curatio CME Institute, Procter & Gamble Pharmaceuticals, or the University of Chicago Pritzker School of Medicine. Please refer to the official prescribing information for each product for discussion of approved indications, contraindications, and warnings.

The Clinical Relevance of Mucosal Healing in IBD
Maria T. Abreu, MD



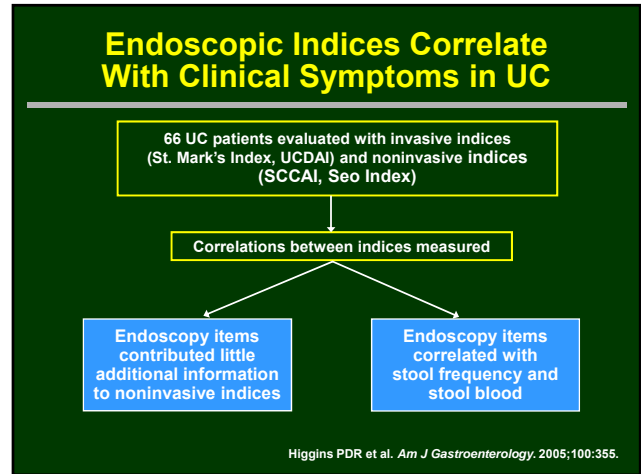
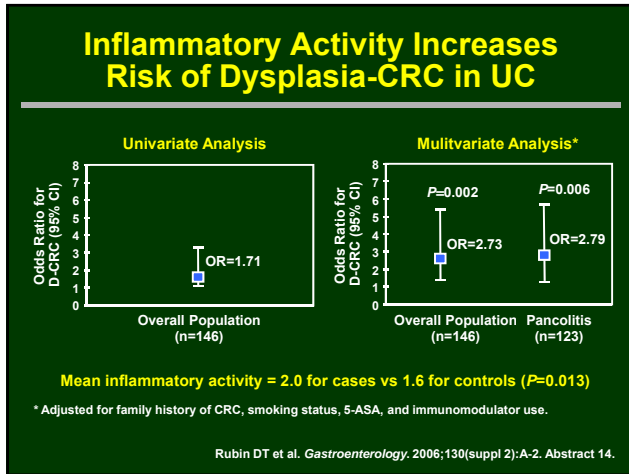
Disclaimer

The information presented at this activity is for continuing medical education purposes only and is not meant to substitute for the independent medical judgment of a physician regarding diagnosis and treatment of a specific patient's medical condition.

Unapproved Product Use

This educational activity may contain discussion of published and/or investigational uses of agents that are not indicated by the US Food and Drug Administration. Curatio CME Institute, Procter & Gamble Pharmaceuticals, and the University of Chicago Pritzker School of Medicine do not recommend the use of any agent outside the labeled indications.

The opinions expressed in this educational activity are those of the faculty and do not necessarily represent the views of Curatio CME Institute, Procter & Gamble Pharmaceuticals, or the University of Chicago Pritzker School of Medicine. Please refer to the official prescribing information for each product for discussion of approved indications, contraindications, and warnings.



- ### Conclusions
- Definition of mucosal healing differs between clinical trials
 - Mucosal healing has been observed with various agents:
 - In UC: with mesalamine, steroids, and infliximab
 - Mucosal healing has been shown to correlate with reduced future colectomy in UC
 - Both endoscopic and histologic inflammation have been found to be independent predictors of CRC in UC
 - Endoscopic indices correlate with clinical symptoms in UC
 - Mucosal healing is a goal of therapy

Disclaimer

The information presented at this activity is for continuing medical education purposes only and is not meant to substitute for the independent medical judgment of a physician regarding diagnosis and treatment of a specific patient's medical condition.

Unapproved Product Use

This educational activity may contain discussion of published and/or investigational uses of agents that are not indicated by the US Food and Drug Administration. Curatio CME Institute, Procter & Gamble Pharmaceuticals, and the University of Chicago Pritzker School of Medicine do not recommend the use of any agent outside the labeled indications.

The opinions expressed in this educational activity are those of the faculty and do not necessarily represent the views of Curatio CME Institute, Procter & Gamble Pharmaceuticals, or the University of Chicago Pritzker School of Medicine. Please refer to the official prescribing information for each product for discussion of approved indications, contraindications, and warnings.